

# craftbuilt®

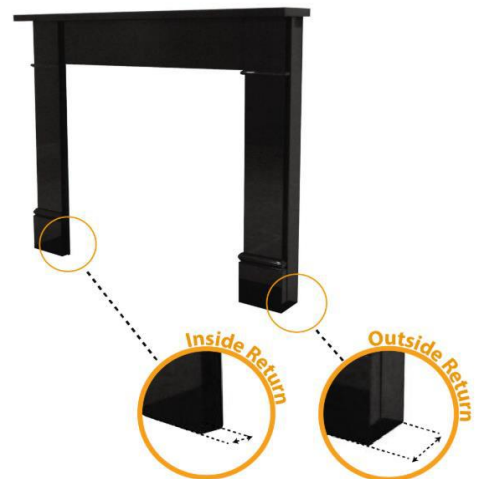
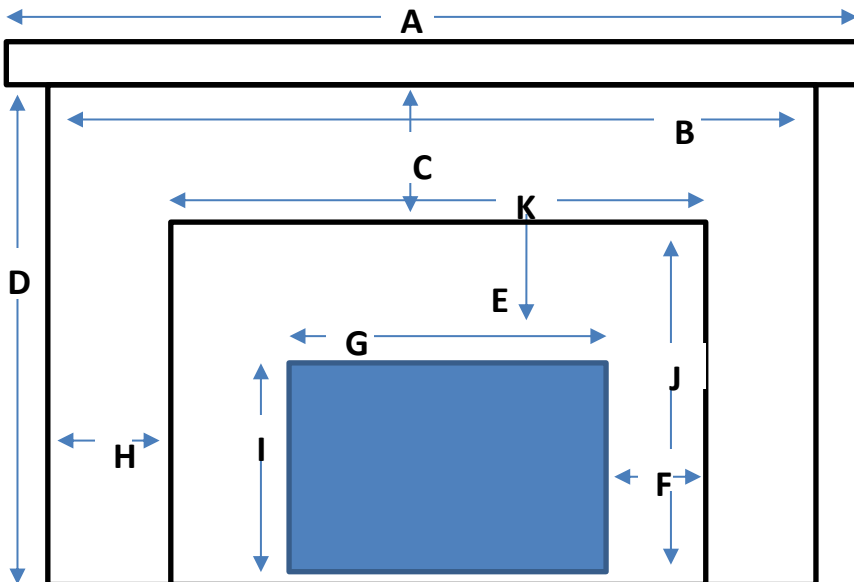
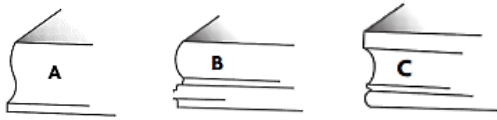
for the love of wood

## JOB SHEET FOR FIRE SURROUND

Date:	
Order Number:	
Company Name:	
Delivery Address:	
Contact:	
Phone:	

Fire Surround Style:					
Timber:					
Quantity:					
Mantle Size:	MP6 140x43	MP8 180x43	MP10 235x43		
Mantle Profile:	A	B	C	D	E

PROFILES:



Inner Return:
Outer Return:

A:	G:
B:	H:
C:	I:
D:	J:
E:	K:
F:	

<b>Internal Job #:</b>
------------------------